

Surface Mount Box



Part No. :

SMB-1L-xx 1 port



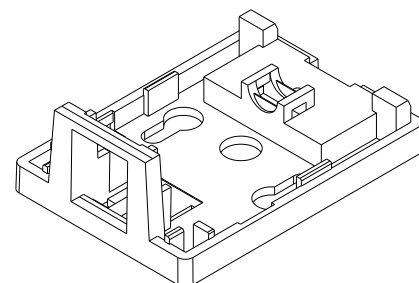
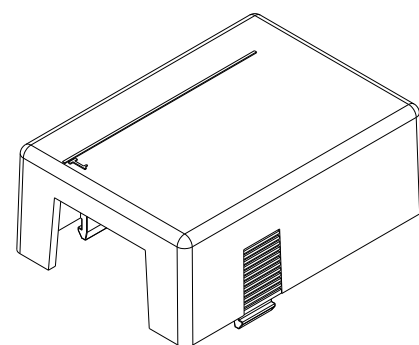
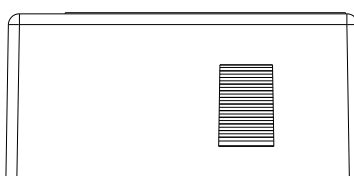
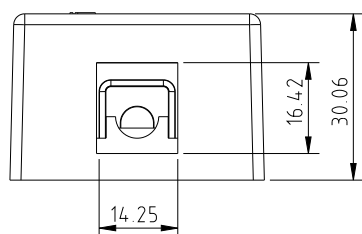
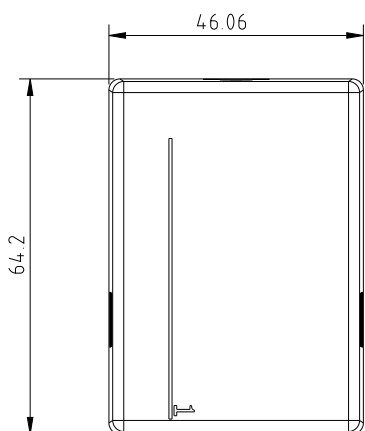
Feature

- * Provide a clean modular surface mount outlet station of voice, data and other communication needs to the work area applications.
- * Recessed area for ID label.
- * Rugged and durable construction
- * Raceway knockouts integrate with race way systems.


Specifications

- * Material: ABS, UL94V-0
- * White, Ivory, Almond and Black colors
- * #6-32 screws x 2pcs
- * Nylon cable ties
- * Double size adhesive tape

RoHS



Surface Mount Box



Part No. :

SMB-2L-xx 2 port

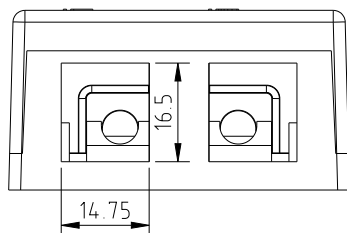
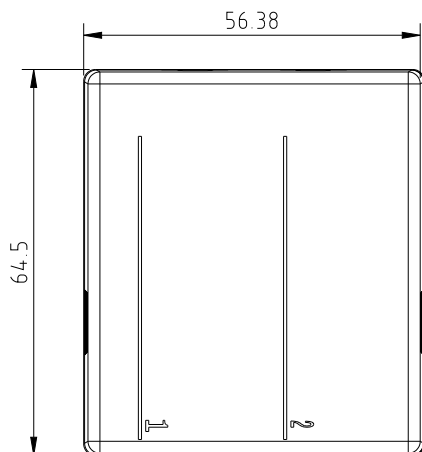
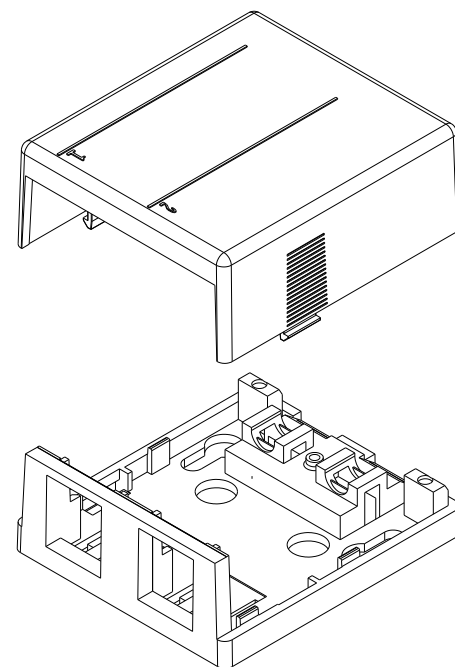
Feature

- * Provide a clean modular surface mount outlet station of voice, data and other communication needs to the work area applications.
- * Recessed area for ID label.
- * Rugged and durable construction
- * Raceway knockouts integrate with race way systems.

Specifications

- * Material: ABS, UL94V-0
- * White, Ivory, Almond and Black colors
- * #6-32 screws x 2pcs
- * Nylon cable ties
- * Double size adhesive tape

RoHS



Oversized 4port SMB - Designed for Cat6 and Cat6A installation



Part No. :

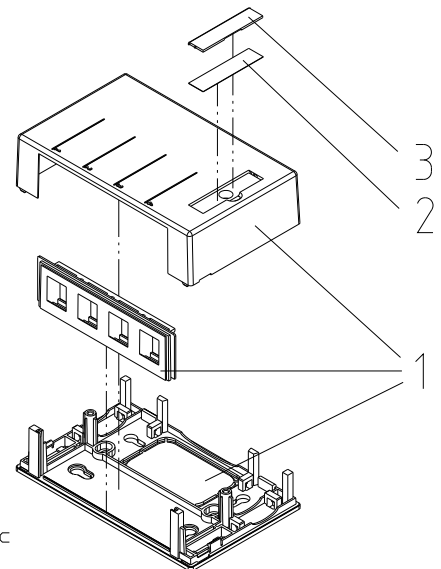
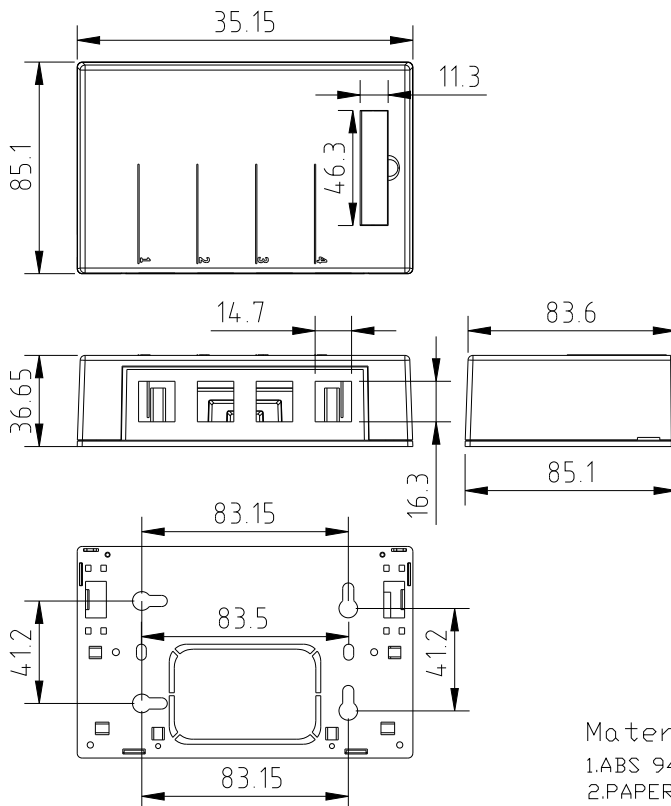
SMB-4L-xx 4 Port

Feature

- * Provide a clean modular surface mount outlet station of voice, data and other communication needs to the work area applications.
- * Recessed area for ID label.
- * Rugged and durable construction
- * Raceway knockouts integrate with race way systems.

Specifications

- * Material: ABS, UL94V-0
- * White, Ivory, Almond and Black colors
- * #6-32 screws x 2pcs
- * Nylon cable ties
- * Double size adhesive tape



Material:
1.ABS 94V-0 thermoplastic
2.PAPER
3.POLYCARBONATE RESIN UL94V-2

MID Size Back Box Single Gang



Part No. :

MB1144 44mm depth

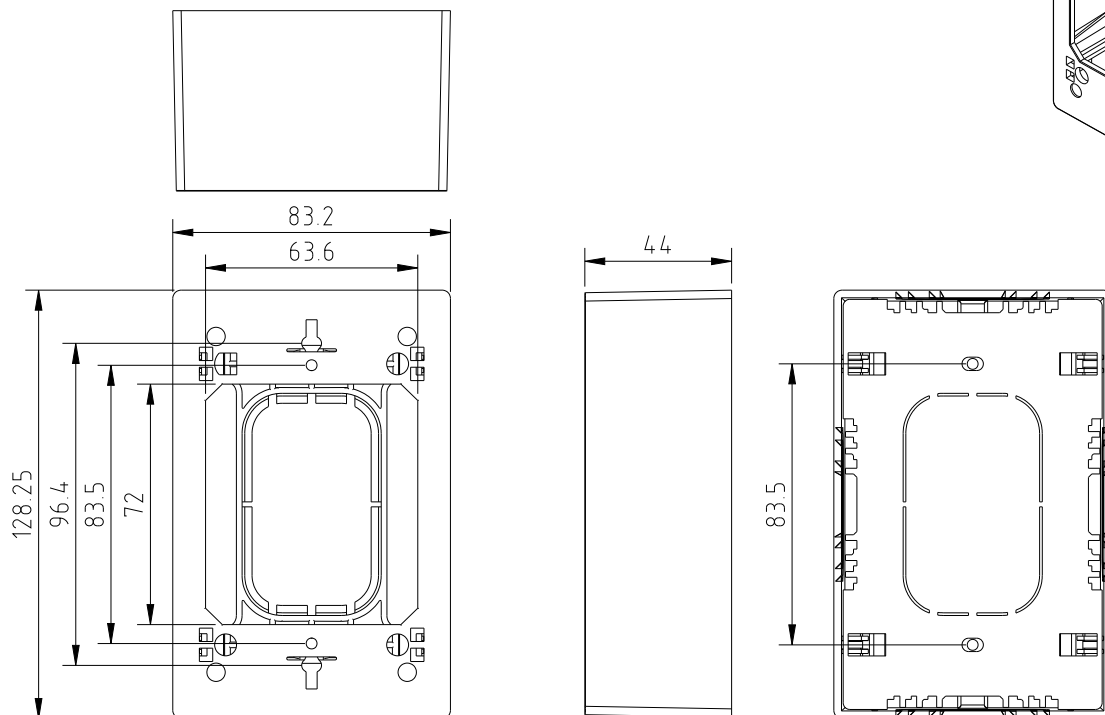
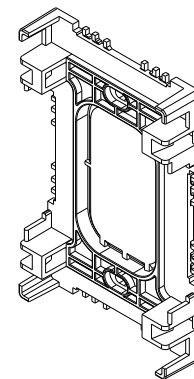
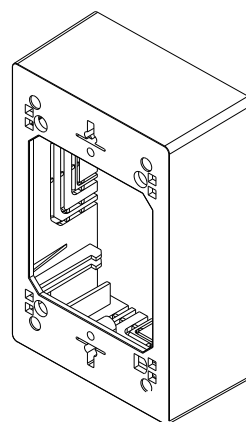
MB1154 54mm depth

Feature

- * Mid-sized back box accepts mid-size and standard wall plates.
- * Two piece design easy to install.
- * Various knock-outs to accommodates with raceway system.

Specifications

- * ABS, UL94V-0.
- * Color choice: Ivory, White and Black.
- * Optional 44mm and 54mm depths.



MID Size Back Box Double Gang



Part No. :
MB1354 54mm depth

Feature

- * Mid-sized back box accepts mid-size and standard wall plates.
- * Two piece design easy to install.
- * Various knock-outs to accommodates with raceway system.

Specifications

- * ABS, UL94V-0.
- * Color choice: Ivory, White and Black.
- * 54mm depths.

